

RIL-C TO SUPPORT SFM AND MITIGATION OF CLIMATE CHANGE

by

Ari Wibowo

ariwibowo61@yahoo.com

**Center for Climate Change and Policy Research and Development
Forestry Research and Development Agency (FORDA)
MINISTRY OF ENVIRONMENT AND FORESTRY**



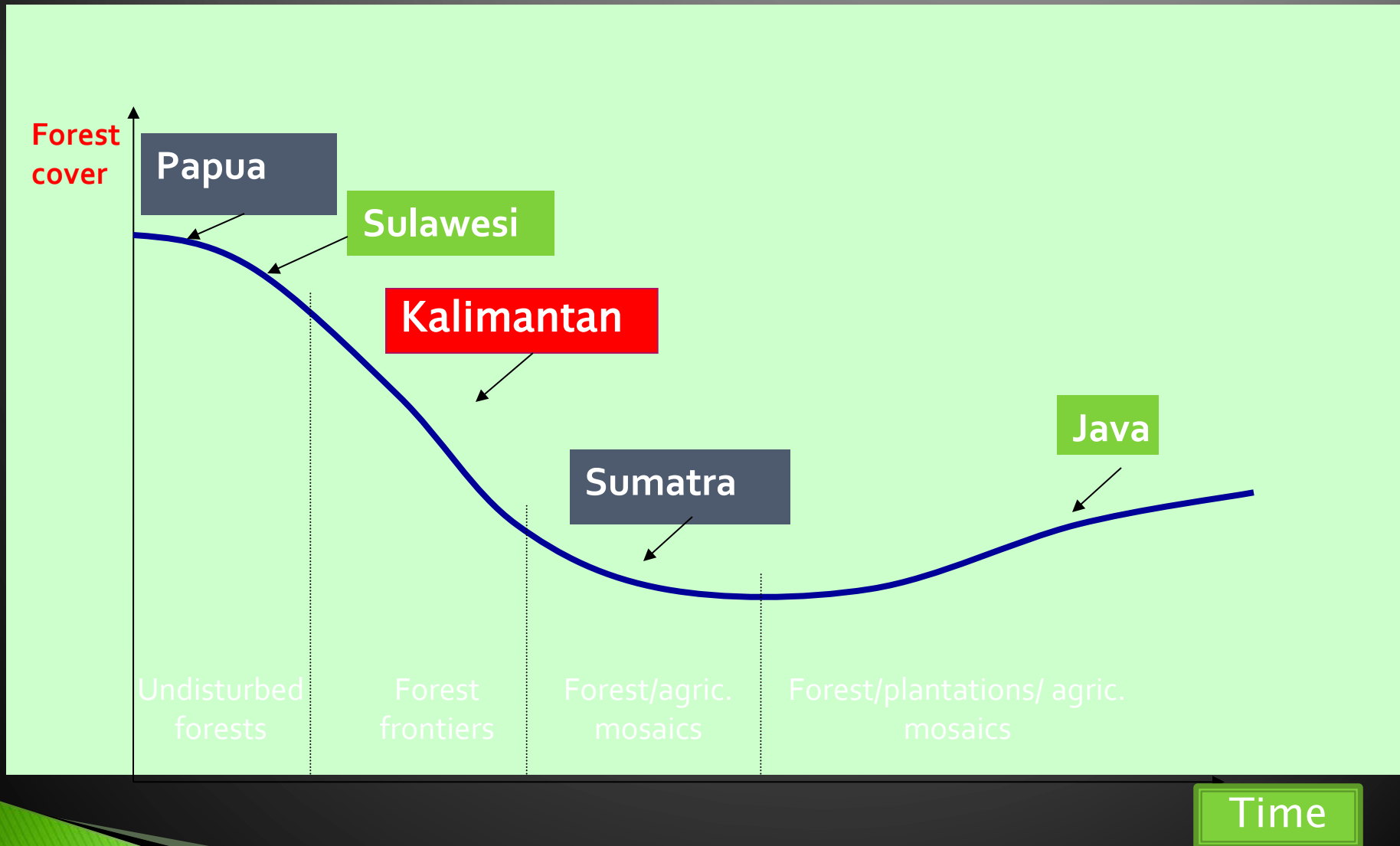
TNC-REDDEX DISCUSSION, JAKARTA, 12 NOVEMBER 2014

State Forest Area (Land) (APHI, 2013)

No	Forest Function	Area (million ha)	Management Authority
1	Conservation	21.2	Central Government
2	Protection	32.2	Local government
3	Production : a. Natural forest + RE : 23,4 b.Plantation + HTR : 9,8 c. Open access : 23,8	57.0	Company, Cooperative Company, Cooperative No management
4	Convertible Production Forest a. For estate : 10,0 b. Open access :10,8	20.9	No management
	Total	131.3	Total no management : a.Protection : 32,21 mio ha b.Production : 34,60 mio ha

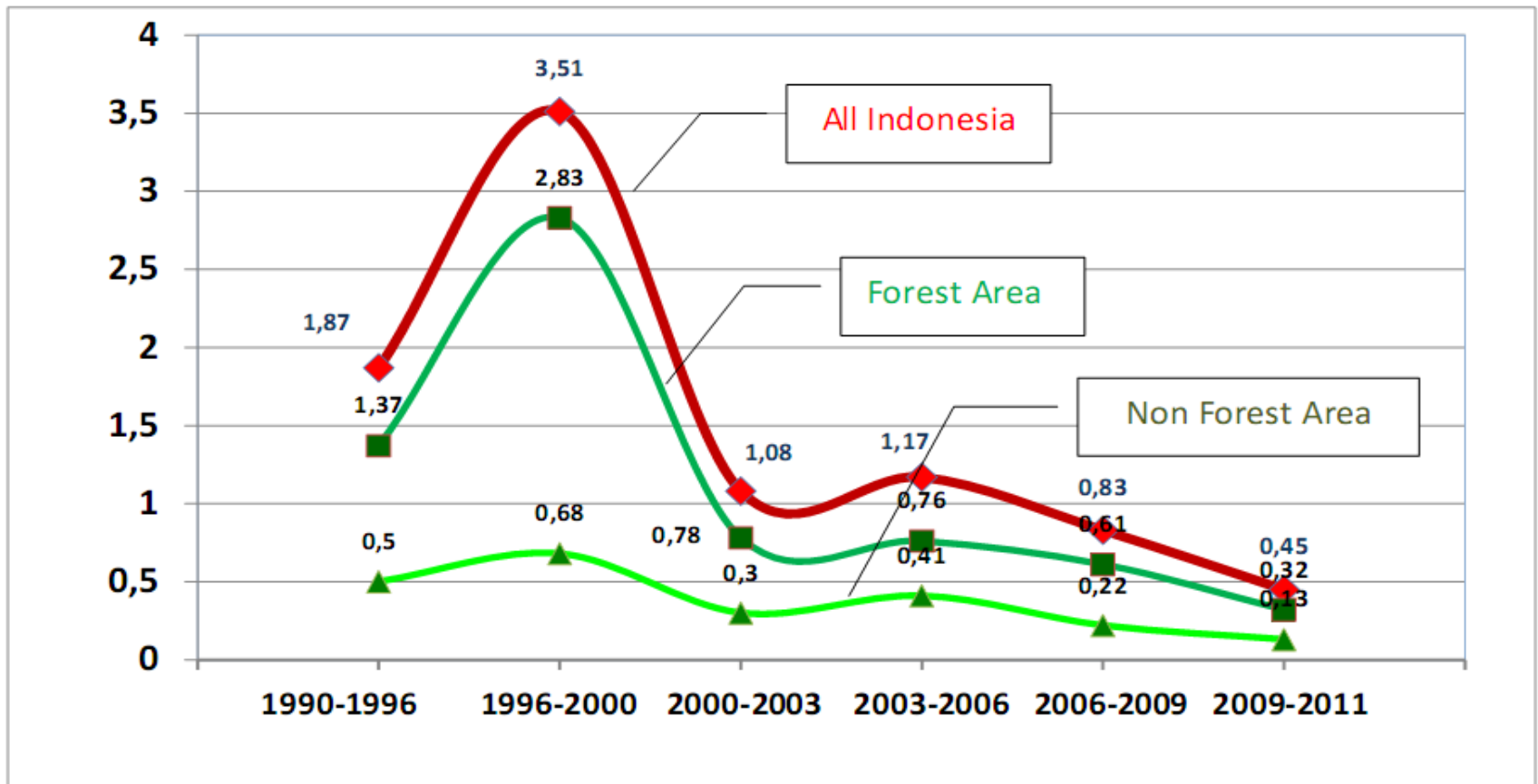
C Stock in Prod Forest = 57 million ha x 170 ton C/ha = 9,69 Gt

Forest Transition in Indonesia



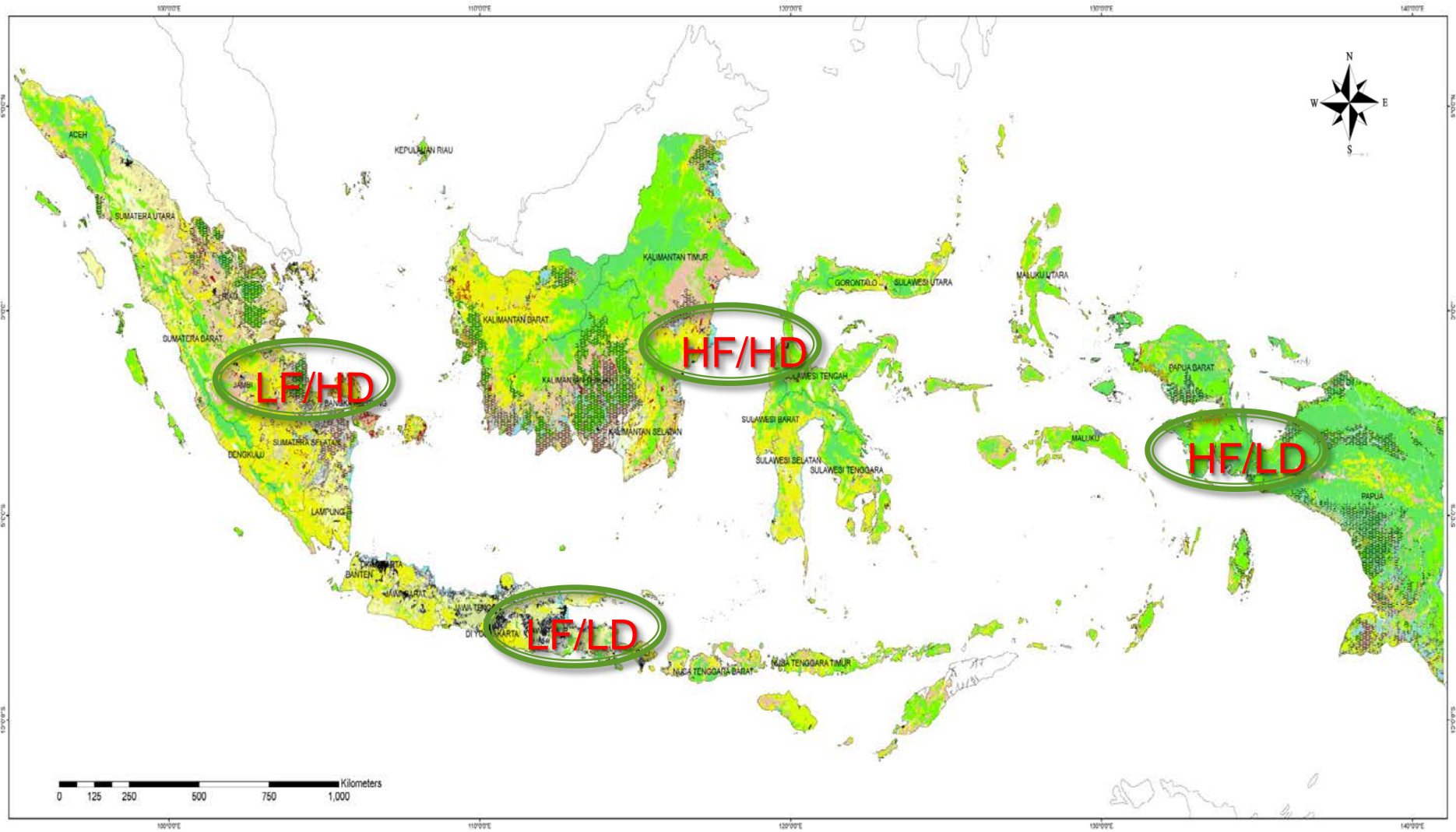
Deforestation

Million ha



GENERAL FOREST CONDITION

Tutupan Hutan dan Laju Deforestasi di Indonesia



How can RIL-C (and a related MRV process) be used to improve outcomes from forest management under regulated and/or voluntary certification schemes across jurisdictions?

Outcome as Carbon Benefits :

- Better management practice in production forest will contribute to emission reduction (production forest in Indonesia → 57 million ha, avg. C stock 170 ton C/ha)
- RIL C should be applicable and provide incentives
 - Applicable: equipment/method/guidance for RIL-C, guidance to estimate C (global and local), support data that RIL-C more C benefit compared with conventional
 - Incentives: administration (simpler procedures), access to fund, minimum additional cost, and add to quota,
- Carbon benefits as criteria for the success of Ecosystem Restoration, PHPL

What existing or new institutional frameworks can contribute to RIL-C implementation?


1. FMU (especially in production forest)
2. Current policies eg. PHPL, SVLK
3. REDD+ Scheme (compliance/voluntary)
4. Improvement of policies to cover RIL-C eg. Available incentives

Barriers :


(i) Lack of control, (ii) contract system for harvesting, (iii) not compulsory for RIL, and (iv) Lack of understanding/incentives




How can simple RILC monitoring and measurement help strengthen existing systems, such as regulatory systems, Forest Stewardship Council certification, etc.

1. Identify current systems (SVLK, PHPL, RE)
 2. Improve Policy to apply RIL-C with clear guidances and incentives
- 

What are Indonesia's emission reduction goals, and how can RIL-C help Indonesia achieve its NAMAs?

- ▶ National Action Plan on CC (Govt Reg. 61 / 2011) → the highest target from forestry and peatland
 - ▶ 26% of ER in 2020
 - ▶ Determining land based activities as NAMAs (unilateral, supported or credited)
 - ▶ Role of natural production forest (57 million Ha) with RIL C → significant contribution to ER
 - ▶ Application of REDD+ → with incentives
 - ▶ For current national level inventory → RIL C cannot be identified
 - ▶ Contribution of RIL C is monitored from FMU
- 

How can Indonesia government play a role in ensuring success with RIL-C at a jurisdictional level, within KPH?

- ▶ To support the establishment/running of FMU
 - ▶ Policy support
 - ▶ Clear guidance
 - ▶ Provide Incentive
- 

Closure

Application of RIL-C in production forest will increase carbon benefits. Clear guidance/policy and incentives are required for implementation

Thank you

